






























 <p>366</p>  <p>Carburetor Linkage Pin 3/16 Groove Dia.</p>					 <p>14731</p>  <p>Throttle Rod Ball Joint Spring Type 1/4 Dia.</p>
 <p>365</p>  <p>Carburetor Linkage Pin 1/8 Groove Dia.</p>	 <p>82088</p>  <p>Carburetor Linkage Pin 7/32 Groove Dia.</p>		 <p>1926</p>  <p>Accelerator and Door Linkage 1/4 Dia., No. 7 Left Hand</p>	 <p>1925</p>  <p>Accelerator and Door Linkage 1/4 Dia., No. 7 Right Hand</p>	 <p>14730</p>  <p>Throttle Rod Ball Joint Spring Type 3/16 Dia.</p>
	 <p>82087</p>  <p>Carburetor Linkage Pin 3/16 Groove Dia.</p>		 <p>1928</p>  <p>Accelerator and Door Linkage 13/64 Dia., No. 4 Left Hand</p>	 <p>1927</p>  <p>Accelerator and Door Linkage 13/64 Dia., No. 4 Right Hand</p>	 <p>14739</p>  <p>Throttle Rod Ball Joint Spherical Bearing Type 1/4 Dia.</p>
	 <p>361</p>  <p>Brass Cotter Pin 3/64 x 3/8</p>	 <p>86600</p>  <p>Carburetor Linkage Clip 1/4 Rod Size</p>	 <p>1930</p>  <p>Accelerator and Door Linkage 11/64 Dia., No. 2 Left Hand</p>	 <p>1929</p>  <p>Accelerator and Door Linkage 11/64 Dia., No. 2 Right Hand</p>	 <p>14738</p>  <p>Throttle Rod Ball Joint Spherical Bearing Type 3/16 Dia.</p>