

























KL911

Multi-Grip Rivets

PHOTOS ACTUAL SIZE

<p>1</p>  <p>1543584</p>  <p>1/8 Dia. 120° Countersunk Head Aluminum Rivet/Steel Mandrel 0.093 – 0.250 Grip Range 0.129 – 0.138 Hole Size</p>	<p>2</p>  <p>1543586</p>  <p>3/16 Dia. 120° Countersunk Head Aluminum Rivet/Steel Mandrel 0.062 – 0.312 Grip Range 0.192 – 0.200 Hole Size</p>	<p>3</p>  <p>1543592</p>  <p>3/16 Dia. Large Flange Aluminum Rivet/Steel Mandrel 0.062 – 0.250 Grip Range 0.192 – 0.200 Hole Size</p>	<p>4</p>  <p>1983</p>  <p>3/16 Dia. Large Flange Aluminum Rivet/Steel Mandrel 0.250 – 0.500 Grip Range 0.192 – 0.200 Hole Size</p>
 <p>1984</p>  <p>3/16 Dia. Large Flange Aluminum Rivet/Steel Mandrel 0.500 – 0.781 Grip Range 0.192 – 0.200 Hole Size</p>	 <p>1978</p>  <p>1/8 Dia. Dome Head Aluminum Rivet/Steel Mandrel 0.020 – 0.187 Grip Range 0.129 – 0.138 Hole Size</p>	 <p>1979</p>  <p>1/8 Dia. Dome Head Aluminum Rivet/Steel Mandrel 0.156 – 0.312 Grip Range 0.129 – 0.138 Hole Size</p>	 <p>1980</p>  <p>5/32 Dia. Dome Head Aluminum Rivet/Steel Mandrel 0.040 – 0.250 Grip Range 0.161 – 0.169 Hole Size</p>
 <p>1981</p>  <p>3/16 Dia. Dome Head Aluminum Rivet/Steel Mandrel 0.062 – 0.250 Grip Range 0.192 – 0.200 Hole Size</p>	 <p>1982</p>  <p>3/16 Dia. Dome Head Aluminum Rivet/Steel Mandrel 0.187 – 0.437 Grip Range 0.192 – 0.200 Hole Size</p>	 <p>1543599</p>  <p>3/16 Dia. Dome Head Aluminum Rivet/Steel Mandrel 0.250 – 0.500 Grip Range 0.192 – 0.200 Hole Size</p>	 <p>1543601</p>  <p>3/16 Dia. Dome Head Aluminum Rivet/Steel Mandrel 0.500 – 0.750 Grip Range 0.192 – 0.200 Hole Size</p>