




































**KL153 MASTER O-RING ASSORTMENT**

# KL153 MASTER O-RING ASSORTMENT

ALL PHOTOS ACTUAL SIZE

<p><b>KT14431</b></p>  <p><b>ATCO #8 Compression Fitting</b></p>	<p><b>KT14432</b></p>  <p><b>ATCO #12 Compression Fitting</b></p>	<p><b>KT14497</b></p>  <p><b>#6 Hose Fitting</b> Ford Expansion Valve Seal; Ford #6 Springlock O-Ring; Nissan #10 Hose Fitting/Drier VIR Pickup Tube/Condenser</p>	<p><b>KT14433</b></p>  <p><b>#8 Hose Fitting</b> GM V5 Control Valve (Inside Center); Ford #8 Springlock Fitting; Nissan #12 Hose Fitting and Condenser Discharge Line; Toyota Discharge Line</p>	<p><b>KT14434</b></p>  <p><b>#10 Hose Fitting</b> Ford #10 Springlock O-Ring; Nissan Evaporator Suction Line; Sanden TR70 Suction Port; Toyota Suction Line</p>	<p><b>KT14435</b></p>  <p><b>#12 Hose Fitting</b> Ford #12 Springlock O-Ring; GM V5 Control Valve (outside center); VIR Expansion Valve (lower); VIR Expansion Valve Outlet; VIR Compressor Suction Line Connection</p>	<p><b>KT14439</b></p>  <p><b>#6 GM "Captured" Fitting</b> O-Ring; Ford Combination Valve Evaporator; Manifold Oil Port; Ford Expansion Valve</p>	<p><b>KT14440</b></p>  <p><b>#8 GM "Captured" Fitting</b> O-Ring</p>	<p><b>KT14441</b></p>  <p><b>#10 GM "Captured" Fitting</b> O-Ring; Matsushita S1150X3 Carbon Shaft Seal</p>
<p><b>KT14442</b></p>  <p><b>#12 GM "Captured" Fitting</b> O-Ring; Chrysler A590/C171 Carbon Shaft Seal; Diesel Kiki DKS13G Carbon Shaft Seal; Ford FS6 Carbon Shaft Seal; GM A6/R4 Carbon Shaft Seal; Nihon DKV14C Carbon Seal; Mitsubishi FX80 Suction Port</p>	<p><b>KT14444</b></p>  <p><b>#10 GM "Dual" Fitting</b> O-Ring (5/8")</p>	<p><b>KT14445</b></p>  <p><b>#12 GM "Dual" Fitting</b> O-Ring; ATCO #10 Compression Fitting; Nissan Suction/Discharge (York Reciprocating Compressor)</p>	<p><b>KT14446</b></p>  <p><b>Chrysler 6C17 Lip Seal</b>; GM A6/DA6/HR6/HR6HE/R4/V5 Suction/Discharge Port; Nippondenso Lip Seal for 10P08E/10PA15/10PA17/10PA20; Nissan Hose Manifold to York Rotary Compressor</p>	<p><b>KT14447</b></p>  <p><b>Chrysler Expansion Valve</b></p>	<p><b>KT14448</b></p>  <p><b>Oval O-Ring</b> GM Suction/Discharge Port</p>	<p><b>KT14449</b></p>  <p><b>Chrysler 6C17 Switch Port</b>; GM Superheat/Pressure Switch Port</p>	<p><b>KT14450</b></p>  <p><b>Ford/GM Orifice Tube</b></p>	<p><b>KT14451</b></p>  <p><b>GM Capillary Tube</b></p>
<p><b>KT14584</b></p>  <p><b>Oval O-Ring</b> Ford FS6 Suction/Discharge Port</p>	<p><b>KT14467</b></p>  <p><b>Ford Combination Valve</b>; STV Manifold Oil Port; Use with Chrysler Gasket #KT14500</p>	<p><b>KT14468</b></p>  <p><b>Chrysler EPR-ETR</b>; Ford Combination Valve STV; Ford Expansion Valve</p>	<p><b>KT14513</b></p>  <p><b>Chrysler A590/C171 Suction/Discharge Port</b>; Ford FS6 Suction/Discharge Port; Nippondenso 6P127A/6P127B/6E171A/6P134/10P13/10P15 Suction/Discharge Port</p>	<p><b>KT14523</b></p>  <p><b>Toyota Liquid Line/Drier</b>; #5 Hose Fitting</p>	<p><b>KT14524</b></p>  <p><b>#6 ATCO Compression Fitting</b>; Chrysler 6C17 Pressure Relief Valve; Ford Clutch Cycling Pressure Switch; GM A6/R4 Pressure Relief Valve; GM V5 Control Valve (Inside); Sanden SD7B10 Oil Plug/Service Port Toyota Pressure Switch; York 206/210 Oil Plug</p>	<p><b>KT14537</b></p>  <p><b>Ford Combination Valve</b>; Liquid Bleed Tube Connection; Nissan #6 Hose/Expansion Valve/Capillary Tube; VIR Liquid Bleed Line</p>	<p><b>KT14539</b></p>  <p><b>GM Oil Tube &amp; Filler Bolt</b>; Diesel Kiki DKS16H Oil Drain Plug; Nissan #8 Hose Fitting/Drier</p>	<p><b>KT14545</b></p>  <p><b>Nissan Compressor Discharge Flange</b></p>
<p><b>KT14546</b></p>  <p><b>Nissan Condenser Liquid Line</b>; VIR Sightglass; Mitsubishi FX80 Discharge Port</p>		<p><b>KT14551</b></p>  <p><b>Diesel Kiki DKS15BH/DKS15CH</b> Discharge Port; GM V5 Control Valve (outside); Behr Bosch Carbon Shaft Seal; Nikon DKV14B Carbon Shaft Seal; Sanden TR105 Discharge Port</p>		<p><b>KT14552</b></p>  <p><b>Hitachi SWP123/SWP167</b> Service Valve; Nippondenso 6P148 Suction/Discharge Port; Sanden TR90 Suction Port; Sanden Pad Mount Suction</p>	<p><b>KT14555</b></p>  <p><b>Nippondenso TV10CA</b> Carbon Seal</p>	<p><b>KT14556</b></p>  <p><b>Diesel Kiki DKS16H</b> Oil Fill Plug Hitachi A5000/MJS170 Suction/Discharge Valve</p>	<p><b>KT14557</b></p>  <p><b>Diesel Kiki DK515CH</b> Pressure Relief Valve</p>	

**FOR ORDERING INFO 888-YES-KENT www.kent-automotive.com**

Printed in U.S.A. (Rev. 4/24)